

BATAD, Iloilo - HSWG Partner Reporting Recovery Shelter Activities (as of 06-OCT-2014)

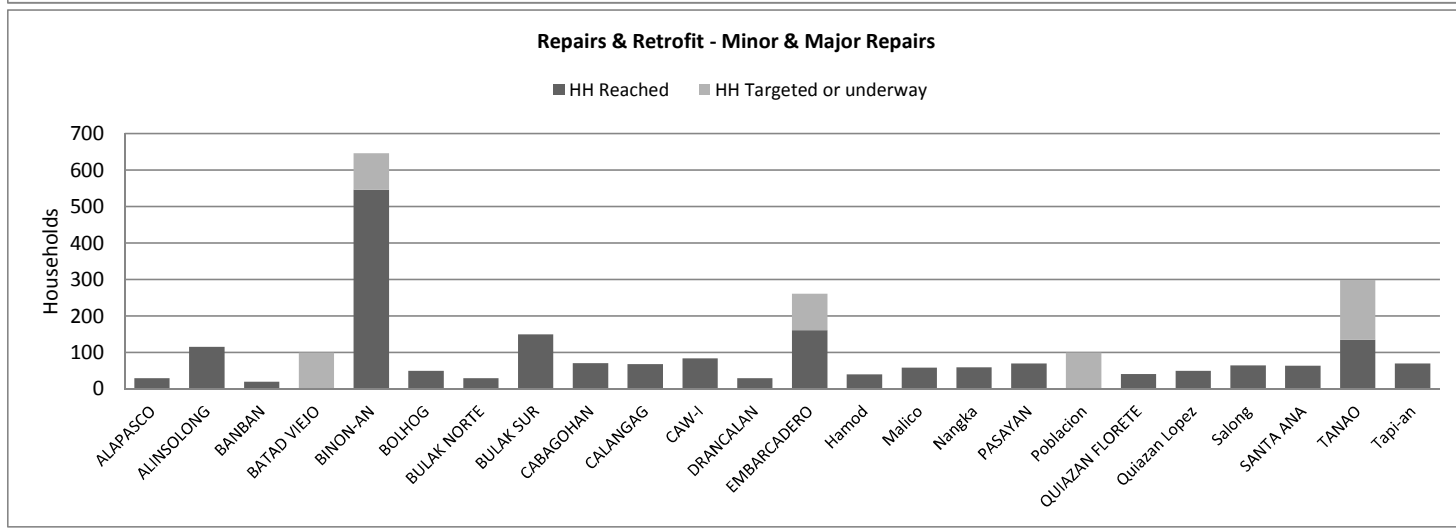


The graphs shown below represent the sum of households who have received (HH Reached) or who will receive (HH Targeted or underway) recovery shelter support by HSWG partner agencies. Numbers reached are those reported to the HSWG by 6th October 2014. Household number do not represent the total needs by Barangay - for this, consult with relevant Barangay or Municipality. PLEASE NOTE - scale differs in each graph.

For explanation of intervention types, please see **Shelter Cluster Recovery guidelines:**

<https://www.sheltercluster.org/Asia/Philippines/Typhoon%20Haiyan%202013/Documents/Recovery%20Shelter%20Guidelines.pdf>

The full data set of HSWG data can be found here:

<https://www.sheltercluster.org/Asia/Philippines/Typhoon%20Haiyan%202013/Documents/20141003%20HSWG%20Database%20for%20website.xlsx>



BATAD, Iloilo - HSWG Partner Reporting

Recovery Shelter Activities (as of 06-OCT-2014)


The graphs shown below represent the sum of households who have received (HH reached) or who will receive (HH targeted or underway) recovery shelter support by HSWG partner agencies. Numbers reached are those reported to the HSWG by 6th October 2014. Household number do not represent the total needs by Barangay - for this, consult with relevant Barangay or Municipality. PLEASE NOTE - scale differs in each graph.

For explanation of intervention types, please see Shelter Cluster Recovery guidelines:

<https://www.sheltercluster.org/Asia/Philippines/Typhoon%20Haiyan%202013/Documents/Recovery%20Shelter%20Guidelines.pdf>

The full data set of HSWG data can be found here:

<https://www.sheltercluster.org/Asia/Philippines/Typhoon%20Haiyan%202013/Documents/20141003%20HSWG%20Database%20for%20website.xlsm>





BATAD - HSWG Partner reporting

Recovery Shelter activities (as of 06-OCT-2014)

Interventions By AGENCIES

The data shown below represent the sum of households who have received (HH reached) or who will receive (HH targeted or underway) recovery shelter support by HSWG partner agencies. Numbers reached are those reported to the HSWG by 6th October 2014. The full data set of HSWG data can be found here:

<https://www.sheltercluster.org/Asia/Philippines/Typhoon%20Haiyan%202013/Documents/20141003%20HSWG%20Database%20for%20website.xlsb>

Agency	Temporary Shelter		Repairs & Retrofit		Core House		Permanent House		Total HH Reached	Total HH Targeted
	HH Reached	HH Targeted	HH Reached	HH Targeted	HH Reached	HH Targeted	HH Reached	HH Targeted		
IRC			2,010	2,074					2,010	2,074
Relief operation for Northern Iloilo			0	47					0	47
Solidar Suisse	0	15	0	500	0	35			0	550
Grand Total	0	15	2,010	2,621	0	35			2,010	2,671



BATAD - HSWG Partner reporting

Recovery Shelter activities (as of 06-OCT-2014)

Interventions By BARANGAYS

The data shown below represent the sum of households who have received (HH reached) or who will receive (HH targeted or underway) recovery shelter support by HSWG partner agencies. Numbers reached are those reported to the HSWG by 6th October 2014. The full data set of HSWG data can be found [here](https://www.sheltercluster.org/Asia/Philippines/Typhoon%20Haiyan%202013/Documents/20141003%20HSWG%20Database%20for%20website.xlsx):

<https://www.sheltercluster.org/Asia/Philippines/Typhoon%20Haiyan%202013/Documents/20141003%20HSWG%20Database%20for%20website.xlsx>

	Temporary Shelter		Repairs & Retrofit		Core House		Permanent House		Total HH Reached	Total HH Target
Barangay	HH Reached	HH Target	HH Reached	HH Target	HH Reached	HH Target	HH Reached	HH Target		
ALAPASCO			30	30					30	30
ALINSOLONG			116	116					116	116
BANBAN			20	20					20	20
BATAD VIEJO	0	0	0	100	0	0			0	100
BINON-AN	0	5	546	693	0	20			546	718
BOLHOG			50	50					50	50
BULAK NORTE			30	30					30	30
BULAK SUR			150	150					150	150
CABAGOHAN			71	71					71	71
CALANGAG			68	68					68	68
CAW-I			84	84					84	84
DRANCALAN			30	30					30	30
EMBARCADERO	0	0	161	261	0	0			161	261
Hamod			40	40					40	40
Malico			59	59					59	59
Nangka			60	60					60	60
PASAYAN			70	70					70	70
Poblacion	0	10	0	100	0	15			0	125
QUIAZAN FLORETE			41	41					41	41
Quiazan Lopez			50	50					50	50
Salong			65	65					65	65
SANTA ANA			64	64					64	64
TANAO	0	0	135	299	0	0			135	299
Tapi-an			70	70					70	70
Grand Total	0	15	2,010	2,621	0	35			2,010	2,671



BATAD - HSWG Partner reporting

Recovery Shelter activities (as of 06-OCT-2014)
Interventions By BARANGAYS & AGENCIES

The data shown below represent the sum of households who have received (HH reached) or who will receive (HH targeted or underway) recovery shelter support by HSWG partner agencies. Numbers reached are those reported to the HSWG by 6th October 2014. The full data set of HSWG data can be found here:

<https://www.sheltercluster.org/Asia/Philippines/Typhoon%20Haiyan%202013/Documents/20141003%20HSWG%20Database%20for%20website.xlsx>

Barangays & Agency	Temporary Shelter		Repairs & Retrofit		Core House		Permanent House		Total HH Reached	Total HH Target
	HH Reached	HH Target	HH Reached	HH Target	HH Reached	HH Target	HH Reached	HH Target		
ALAPASCO			30	30					30	30
IRC			30	30					30	30
ALINSOLONG			116	116					116	116
IRC			116	116					116	116
BANBAN			20	20					20	20
IRC			20	20					20	20
BATAD VIEJO	0	0	0	100	0	0			0	100
Solidar Suisse	0	0	0	100	0	0			0	100
BINON-AN	0	5	546	693	0	20			546	718
IRC			546	546					546	546
Relief operation for Northern Iloilo			0	47					0	47
Solidar Suisse	0	5	0	100	0	20			0	125
BOLHOG			50	50					50	50
IRC			50	50					50	50
BULAK NORTE			30	30					30	30
IRC			30	30					30	30
BULAK SUR			150	150					150	150
IRC			150	150					150	150
CABAGOHAN			71	71					71	71
IRC			71	71					71	71
CALANGAG			68	68					68	68
IRC			68	68					68	68
CAW-I			84	84					84	84
IRC			84	84					84	84
DRANCALAN			30	30					30	30
IRC			30	30					30	30
EMBARCADERO	0	0	161	261	0	0			161	261
IRC			161	161					161	161
Solidar Suisse	0	0	0	100	0	0			0	100
Hamod			40	40					40	40
IRC			40	40					40	40
Malico			59	59					59	59
IRC			59	59					59	59
Nangka			60	60					60	60
IRC			60	60					60	60
PASAYAN			70	70					70	70
IRC			70	70					70	70
Poblacion	0	10	0	100	0	15			0	125
Solidar Suisse	0	10	0	100	0	15			0	125
QUIAZAN FLORETE			41	41					41	41
IRC			41	41					41	41
Quiazan Lopez			50	50					50	50
IRC			50	50					50	50
Salong			65	65					65	65
IRC			65	65					65	65



BATAD - HSWG Partner reporting

Recovery Shelter activities (as of 06-OCT-2014)
Interventions By BARANGAYS & AGENCIES

The data shown below represent the sum of households who have received (HH reached) or who will receive (HH targeted or underway) recovery shelter support by HSWG partner agencies. Numbers reached are those reported to the HSWG by 6th October 2014. The full data set of HSWG data can be found here:

<https://www.sheltercluster.org/Asia/Philippines/Typhoon%20Haiyan%202013/Documents/20141003%20HSWG%20Database%20for%20website.xlsx>

Barangays & Agency	Temporary Shelter		Repairs & Retrofit		Core House		Permanent House		Total HH Reached	Total HH Target
	HH Reached	HH Target	HH Reached	HH Target	HH Reached	HH Target	HH Reached	HH Target		
SANTA ANA			64	64					64	64
IRC			64	64					64	64
TANAO	0	0	135	299	0	0			135	299
IRC			135	199					135	199
Solidar Suisse	0	0	0	100	0	0			0	100
Tapi-an			70	70					70	70
IRC			70	70					70	70
Grand Total	0	15	2,010	2,621	0	35			2,010	2,671